

School Year Calendar

July 2010 -
June 2011



**Mini
Pack**

**School
Themed
Pages**



Created by Laura Candler
www.lauracandler.com

© 2010 All rights reserved.
Classroom duplication rights only.



School Year Calendar 2010-2011

© 2010 by Laura Candler. All rights reserved.

This School Year Calendar is provided in PDF format free-of-charge to subscribers of **Candler's Classroom Connections** and is available from **Teaching Resources** at www.lauracandler.com. To obtain your own copy, visit www.lauracandler.com and follow the links to subscribe to **Candler's Classroom Connections**, a free bi-weekly newsletter packed with teaching strategies and printables. Your subscription entitles you to two more free books which are ready for immediate download!

If you would like to customize this calendar with your own graphics and text, you may also purchase calendar templates from Teaching Resources (www.lauracandler.com) for a nominal fee. However, the templates are in Microsoft Publisher format, and MS Publisher must be installed on your computer before you can make any changes.

This calendar is designed for your personal and/or classroom use. Other than that, no part of this publication may be reproduced in any form, by any means, electronic or mechanical, without prior written permission from Laura Candler.



For more information and additional free Teaching Resources, visit www.lauracandler.com.

Email Laura (lauracandler@att.net) if you have questions about the copyright restrictions or site license options.

School Year Calendar

Calendar Suggestions

What can you do with blank calendar pages? More than you would think! You can use them in your role as a teacher, and you can also use them with students. Unlike wall calendars or journal-style calendars, these pages are 8 1/2" by 11" so they're perfect for duplicating and keeping in a 3-ring binder or notebook. Consider these options:




- **Instructional Planning** - Create instructional timelines for teaching subject areas or special units.
- **Personal Meeting Planner** - Keep a copy of each month's calendar page in the front of your plan book to note important meetings and personal deadlines.
- **Literature Circle Schedules** - Give them to students to use when planning their reading page assignments and meeting dates.
- **Attendance Graphing** - Have students track attendance and tardies by using stickers or color-coding to identify dates that they arrive at school on time. (For detailed instructions, see the Goal Setting Power Pack available from Teaching Resources at www.lauracandler.com)
- **Project Planning and Organization** - Teach students to use the calendars to divide their projects into manageable segments. They can set mini-deadlines to keep themselves on track.
- **Homework Planner** - Have students jot down homework and other assignments for a single subject area.
- **Classroom Event Calendar** - Mark all your important events, test dates, and deadlines on one calendar page. Duplicate and send home to parents to keep handy as a reference.
- **Home Reading Log** - Have students keep a monthly calendar in their homework folders to use for recording minutes of reading. Just ask parents to write in the minutes and initial each time they read.
- **Customized Calendars** - This calendar is in PDF format and can't be modified. However, you can purchase a Microsoft Publisher version of the calendar that you can personalize by adding your own graphics and text. Look for the **School Year Calendar** at www.lauracandler.com.

July 2010



Sun	Mon	Tue	Wed	Thu	Fri	Sat
				1	2	3
4	5	6	7	8	9	10
11	12	13	14	15	16	17
18	19	20	21	22	23	24
25	26	27	28	29	30	31

August 2010




Sun	Mon	Tue	Wed	Thu	Fri	Sat
1	2	3	4	5	6	7
8	9	10	11	12	13	14
15	16	17	18	19	20	21
22	23	24	25	26	27	28
29	30	31				

September 2010



Sun	Mon	Tue	Wed	Thu	Fri	Sat
			1	2	3	4
5	6	7	8	9	10	11
12	13	14	15	16	17	18
19	20	21	22	23	24	25
26	27	28	29	30		

October 2010



Sun	Mon	Tue	Wed	Thu	Fri	Sat
					1	2
3	4	5	6	7	8	9
10	11	12	13	14	15	16
17	18	19	20	21	22	23
24/ 31	25	26	27	28	29	30

November 2010




Sun	Mon	Tue	Wed	Thu	Fri	Sat
	1	2	3	4	5	6
7	8	9	10	11	12	13
14	15	16	17	18	19	20
21	22	23	24	25	26	27
28	29	30				

December 2010



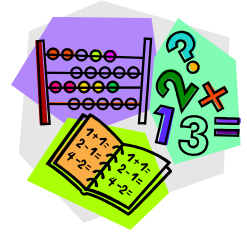
Sun	Mon	Tue	Wed	Thu	Fri	Sat
			1	2	3	4
5	6	7	8	9	10	11
12	13	14	15	16	17	18
19	20	21	22	23	24	25
26	27	28	29	30	31	

January 2011



Sun	Mon	Tue	Wed	Thu	Fri	Sat
2	3	4	5	6	7	1/8
9	10	11	12	13	14	15
16	17	18	19	20	21	22
23	24	25	26	27	28	29
30	31					

February 2011



Sun	Mon	Tue	Wed	Thu	Fri	Sat
		1	2	3	4	5
6	7	8	9	10	11	12
13	14	15	16	17	18	19
20	21	22	23	24	25	26
27	28					

March 2011



Sun	Mon	Tue	Wed	Thu	Fri	Sat
		1	2	3	4	5
6	7	8	9	10	11	12
13	14	15	16	17	18	19
20	21	22	23	24	25	26
27	28	29	30	31		

April 2011



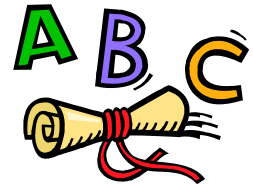
Sun	Mon	Tue	Wed	Thu	Fri	Sat
					1	2
3	4	5	6	7	8	9
10	11	12	13	14	15	16
17	18	19	20	21	22	23
24	25	26	27	28	29	30

May 2011



Sun	Mon	Tue	Wed	Thu	Fri	Sat
1	2	3	4	5	6	7
8	9	10	11	12	13	14
15	16	17	18	19	20	21
22	23	24	25	26	27	28
29	30	31				

June 2011




Sun	Mon	Tue	Wed	Thu	Fri	Sat
			1	2	3	4
5	6	7	8	9	10	11
12	13	14	15	16	17	18
19	20	21	22	23	24	25
26	27	28	29	30		

More Teaching Resources from Laura Candler

Daily Math Puzzler Program (Levels A - D)


I just implemented Laura's Math Puzzlers, and after two weeks I can already see changes in my class. They are picking up good habits like underlining key words, and writing complete answers already! Each day when we take out the sheet, they know what to do and enjoy doing it. I think part of the fun comes from the program's title "Math Puzzlers". Somehow, they seem to think puzzles are way more fun than math word problems. I also have to say that the breadth of topics and strategies covered in just one weekly sheet is impressive. It is a great way to keep math topics fresh, and have kids apply them to real situations. Each problem could be solved using different strategies, so it has been great for my kids to see all the different ways they could have approached the problem.

~ Dawn, Minnesota



Math Stations for Middle Grades


I just downloaded your Math Stations for Middle Grades, and it is EXACTLY what I was looking for! This is my second year teaching math, after eleven years as a communications teacher. I don't feel I made math fun or interesting for my students last year, which means they didn't learn the things I wanted them to learn about setting goals for themselves and enjoying the challenge for its own sake. Now I finally know how to do that, and I will be able to not only use your activities but build from them and tailor them to my own students' specific needs. Your math stations provide exactly that element of fun practice and social sharing that I hoped to add this year. I can't wait to get started! ~ Shari Miller, Texas



Classroom Goal Setting

WOW! Thank you so MUCH! I just downloaded your Goal Setting Power Pack and I LOVE it! I was most pleasantly surprised because I teach a combination class of grades 6-7-8, and wasn't sure if your pack would be "old" enough for my students! No need to worry....it's perfect! Thank you for a wonderful, quality product!

~ Nancy Berner, Pennsylvania





Visit www.lauracandler.com to learn more!

Teaching Resources Website

www.lauracandler.com

Ready-to-use Resources for Teachers!

- Free blackline masters and printables
- Lesson plans and teaching strategies
- Cooperative learning methods
- Classroom management and motivation
- Literacy and Literature Circle strategies
- Mathematics instructional resources
- Candler's Classroom Connections



Receive the **Classroom Economy** and **Problem Solving Assessment Power Pack** for FREE when you sign up for Laura Candler's bi-weekly newsletters at www.lauracandler.com!

Workshop Information

- Invite Laura to your school or district to energize your teachers with powerful strategies!
- Workshops available:
 - * The Dynamic Duo:
Putting the Punch in Math Instruction
 - * Innovative Approaches to
Literacy Instruction
- Teachers walk away with specific strategies to implement in their classrooms the next day.



Contact Laura for more information: lauracandler@att.net