

Color and draw the leaf veins of these common trees.

Then use them to identify trees the near you!

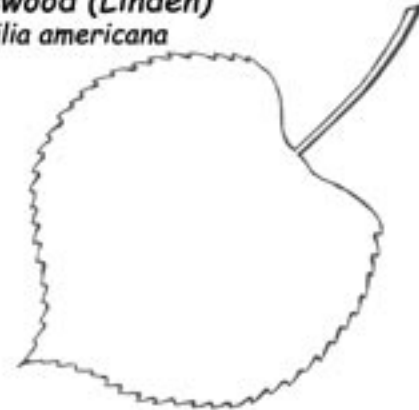


**Maple (Red)**  
*Acer rubrum*

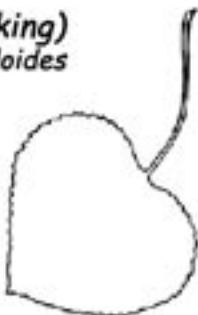


**Maple (Sugar)**  
*Acer saccharum*

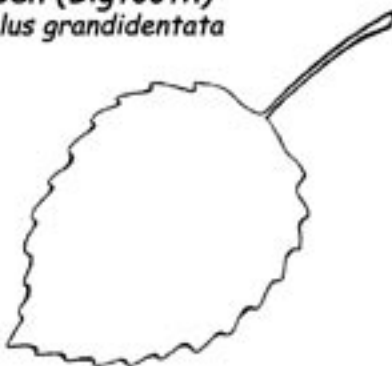
**Basswood (Linden)**  
*Tilia americana*



**Aspen (Quaking)**  
*Populus tremuloides*



**Aspen (Bigtooth)**  
*Populus grandidentata*



**Birch (Paper)**  
*Betula papyrifera*



**Oak (White)**  
*Quercus alba*



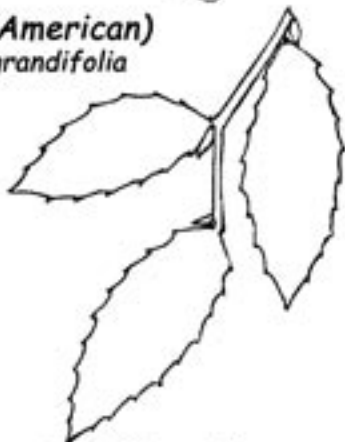
**Oak (Red)**  
*Quercus rubra*



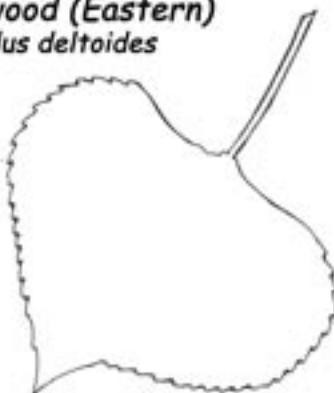
**Sycamore (American)**  
*Platanus occidentalis*



**Beech (American)**  
*Fagus grandifolia*



**Cottonwood (Eastern)**  
*Populus deltoides*



**Poplar (Balsam)**  
*Populus balsamifera*



Making TRACKS guides are generated by citizen scientists like you! For more information, visit: [www.makingtrackschallenge.com](http://www.makingtrackschallenge.com). Thank you for caring for wild places everywhere!